温
氏
WENS温氏

2015

.c i f .c .c / (. e .c .c) /

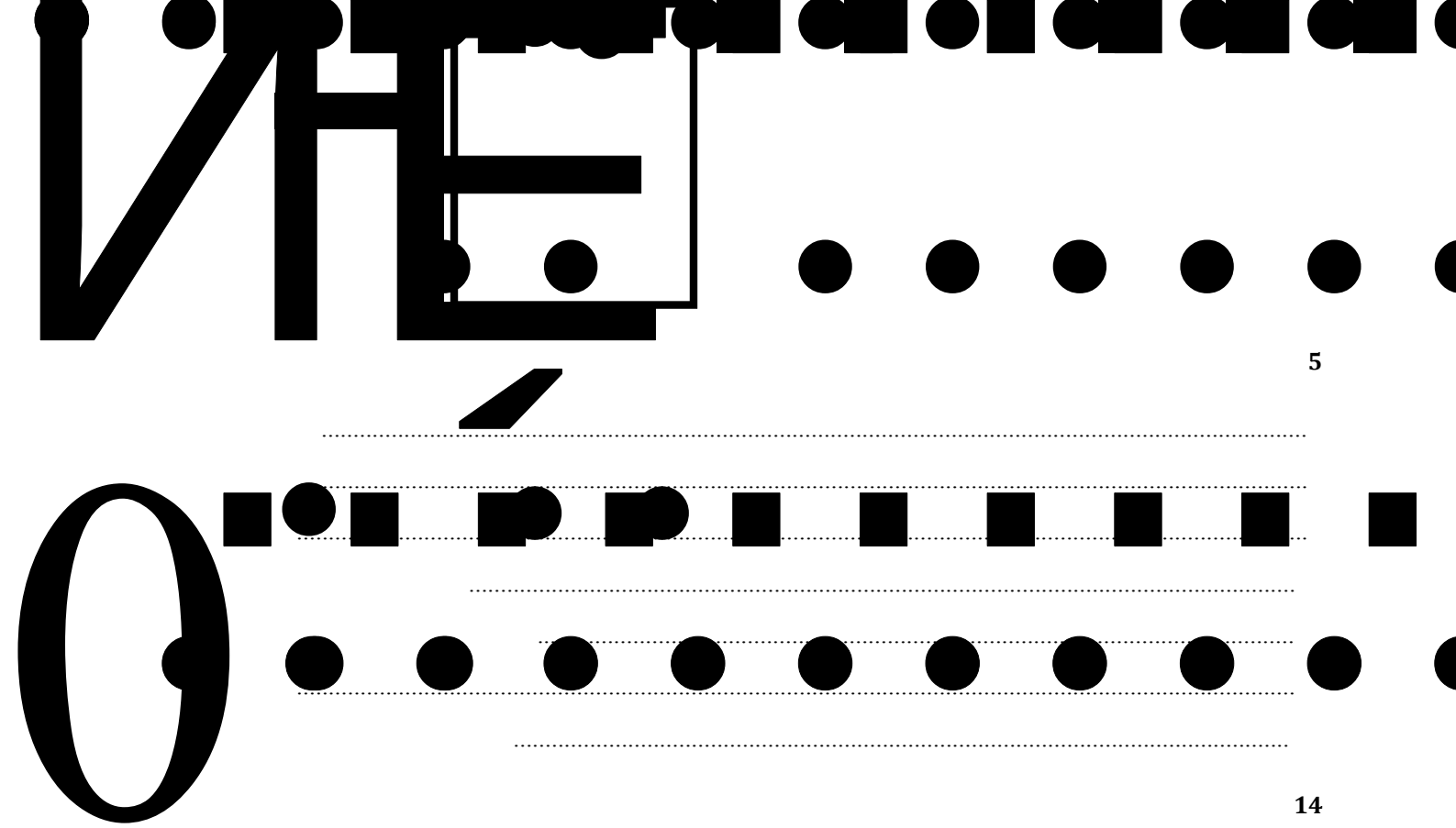

5

14

29

.....

.....

.....

34

1

1983

2015 +

5.52 .

2015 11 2

300498

2015 12 31 20 194

5.52 4 391 67

2015 7.44 1,535.06

4,820,467.60 3,269.38

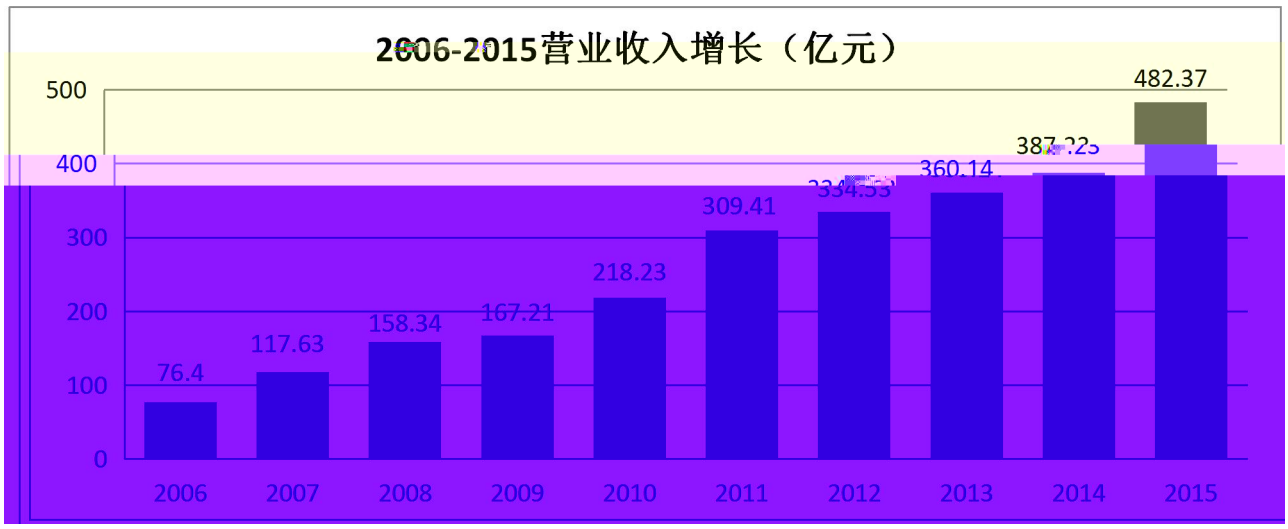

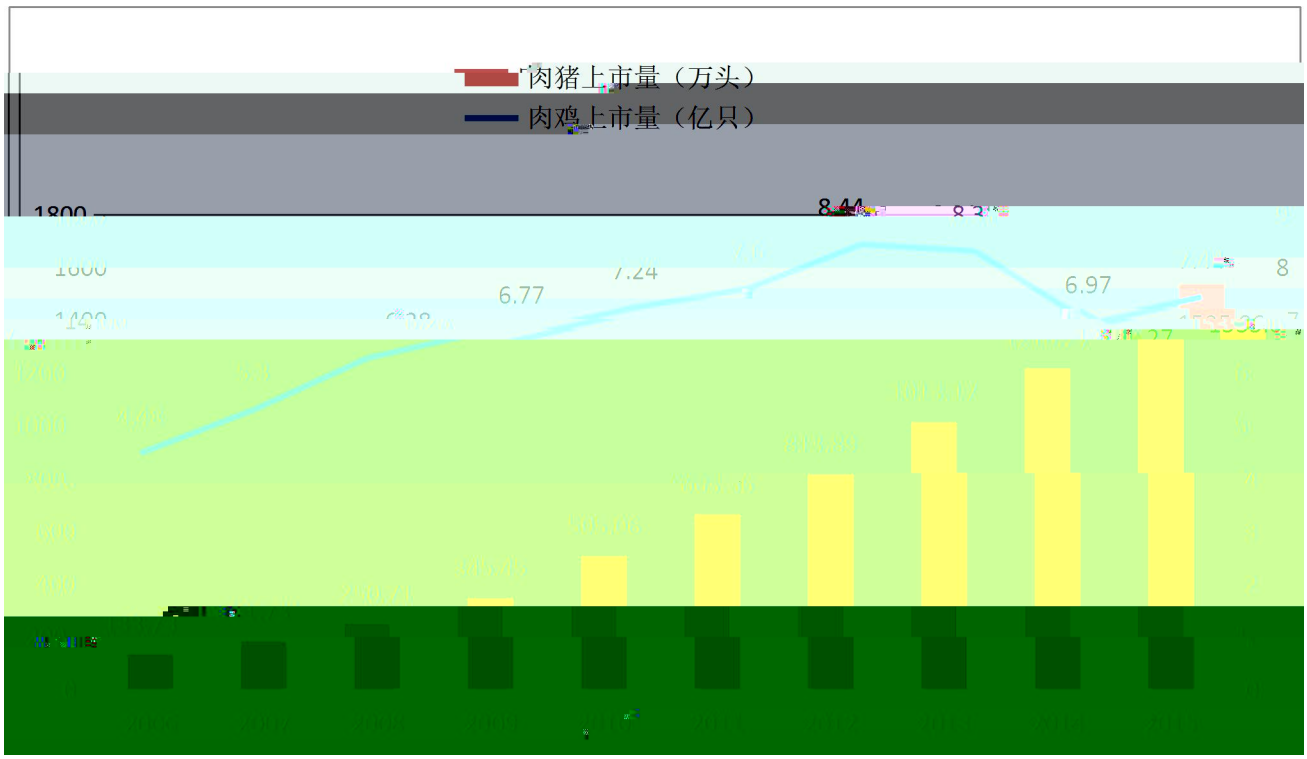

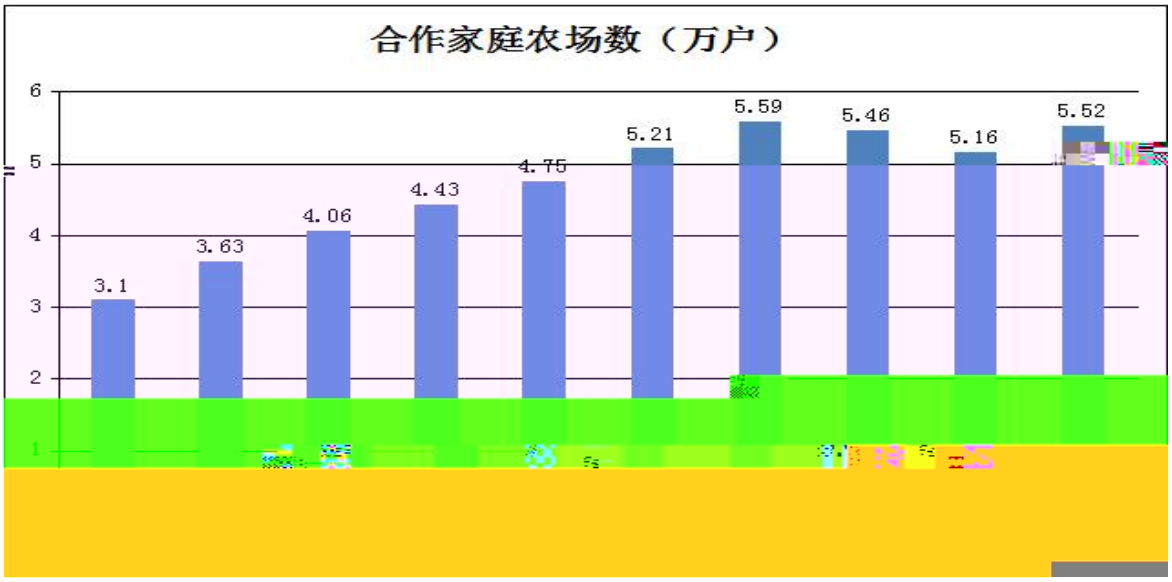

151

+

2015 500 332


广东温氏食品集团股份有限公司分、子公司分布图
WENS温氏
北京


37%
57%

EAS 20

EAS

300

1000 5-6

1-2

ERP

IO

1

1983

2

30

3

4

5

2006 1 H5

2007 11 100

2008 5

2009 11 19

2010 7 2010 500 29

2010 11

2011 2

2012 2

2012 6 -

2012 12

2013 9

2013 12 1000

2014 9

2015 6

2015 11

2015 12 31 20 194

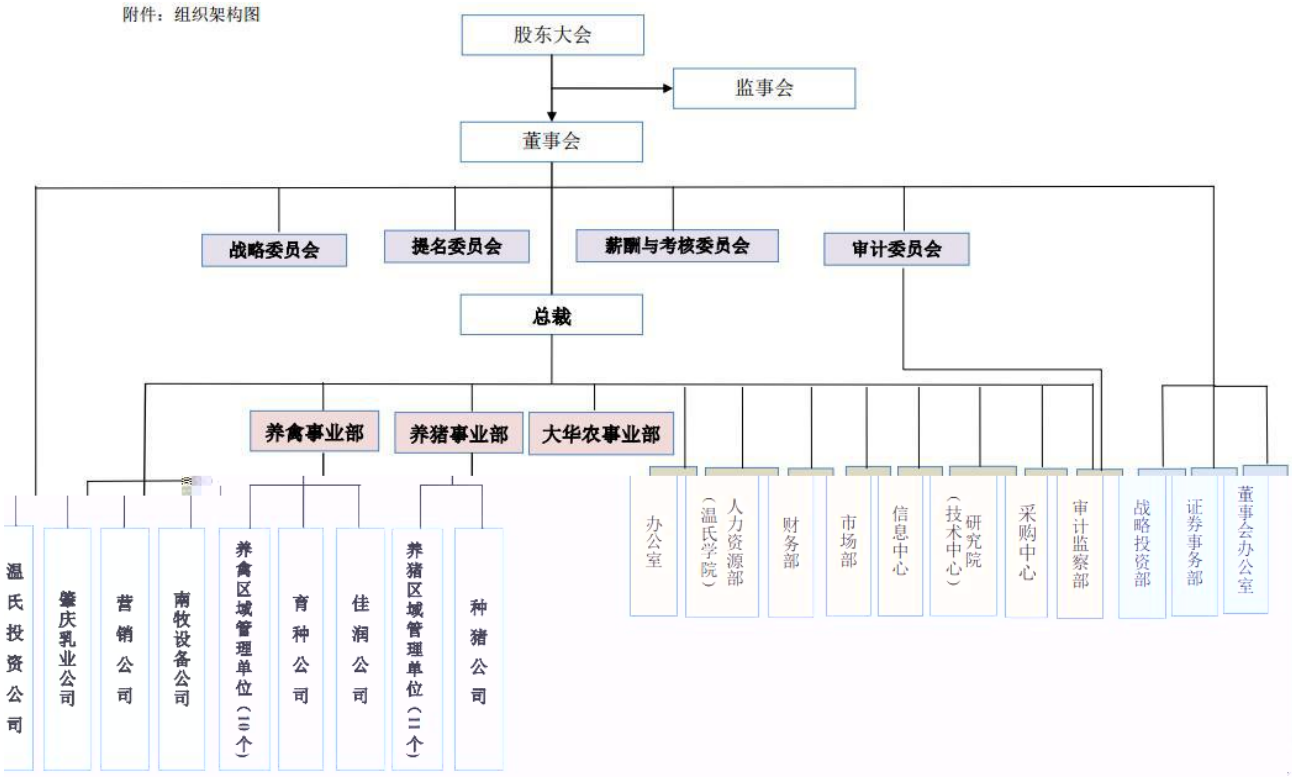

2006

2008

2010

2010

2010

2010

2010

2011

2012

2013

2013

2013

2013

2014

2014

2015

8000

+

+

1

2

3

2006-2010 67.95

2011-2015 206.84

2015 5.52 2

61.19 55.91%

1

+

;

2

(3)

(4)

(5)

6800

15.92%

1.50% 82.58%

11 16.74% 83.26%

2015 2016 5 9 2015

2015 3,625,247,380

10 5 1,812,623,690.00

10 2 725,049,476

2,709,549,644.23

1

2

3

4

+

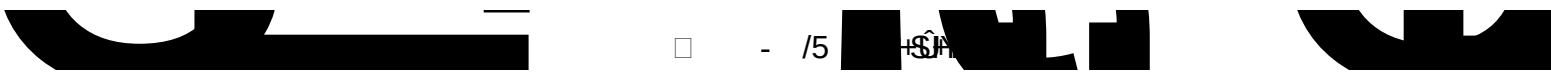

1985

+

30 +

1

10 274.78

2

3

1

3000 5000 /

1.5

/ 500 /

2

3

PDA PDA

4

5

1991

2005 EAS

EAS

EAS

20

5000 / 1.5 /

20

40 30

1

2

6

2014 3

+ + 3

480 2017 32

5.58 2015 4

35 1

702 4 158 3552 16

783

4 16

ISO9001 HACCP GMP

1

50 3

7 2

2

ISO9001

EAS

EAS IO

Ţ Ē قد عى

4

/

1

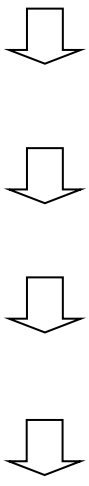

2013

1

2

3

4

1

2

3

4

2015 22 564 259

2015

2.48

COD 6.5

1906

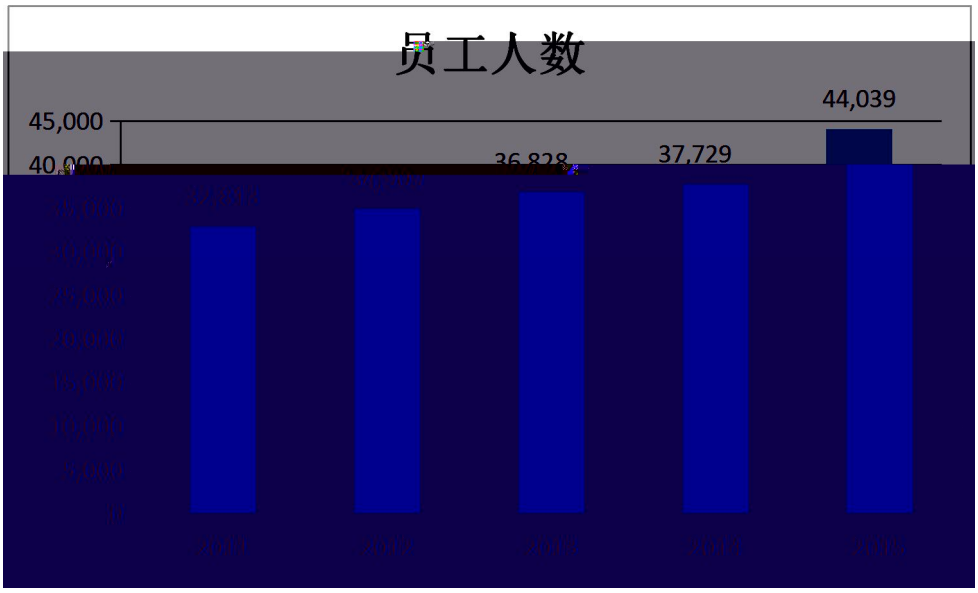

1000

2015 5

EMBA

2009

9 26 26

1983

1994 1996 6

6044 20 4200 4000

7560

1

2007 15

33 2010

300 2012

300

2003 2011 300

200 “ ” 2015

2126 2015 500

2

2011 250

2012 150 2015

1.5 2015 10 17 2007-2015

1.56

3

2007 2009 30 210

2015 12 31

1856

4

1500 3409

5

2015

170

2008 60 2015

18

2008

6

2008 750

2008 5

200 30

172

90 29

520

2015

ǯ G Ď